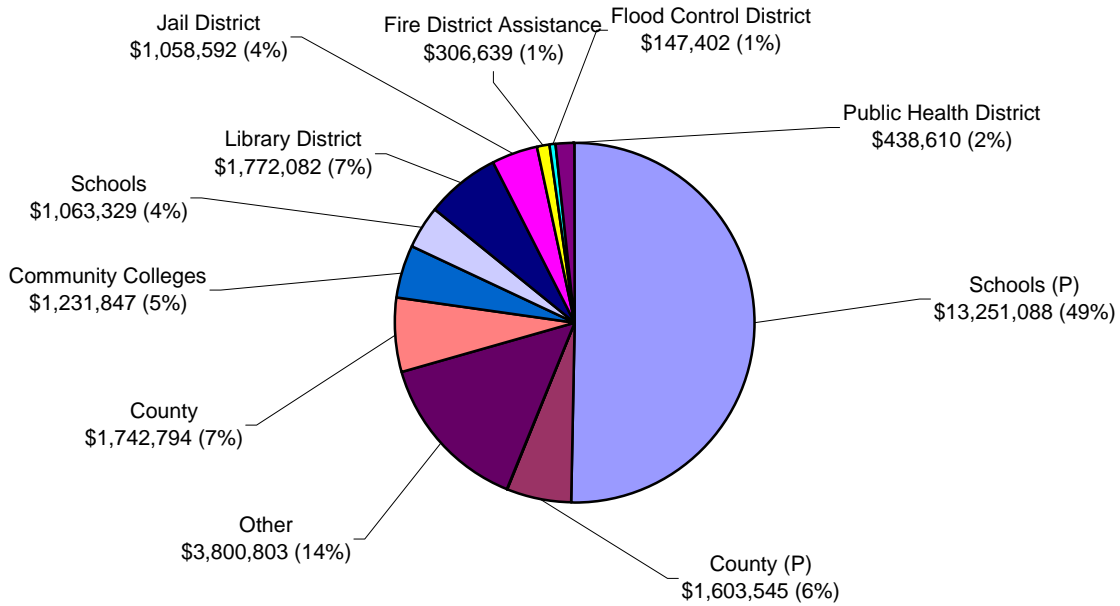


## Apache County FY08 Property Tax



|                                |                     |                                      |
|--------------------------------|---------------------|--------------------------------------|
| <b>Total Property Tax Levy</b> | <b>\$26,416,731</b> |                                      |
| <b>Primary Levy</b>            | <b>\$14,854,633</b> | <b>56.23 % of total property tax</b> |
| <b>Secondary Levy</b>          | <b>\$11,562,098</b> | <b>43.77 % of total property tax</b> |

### Primary \*

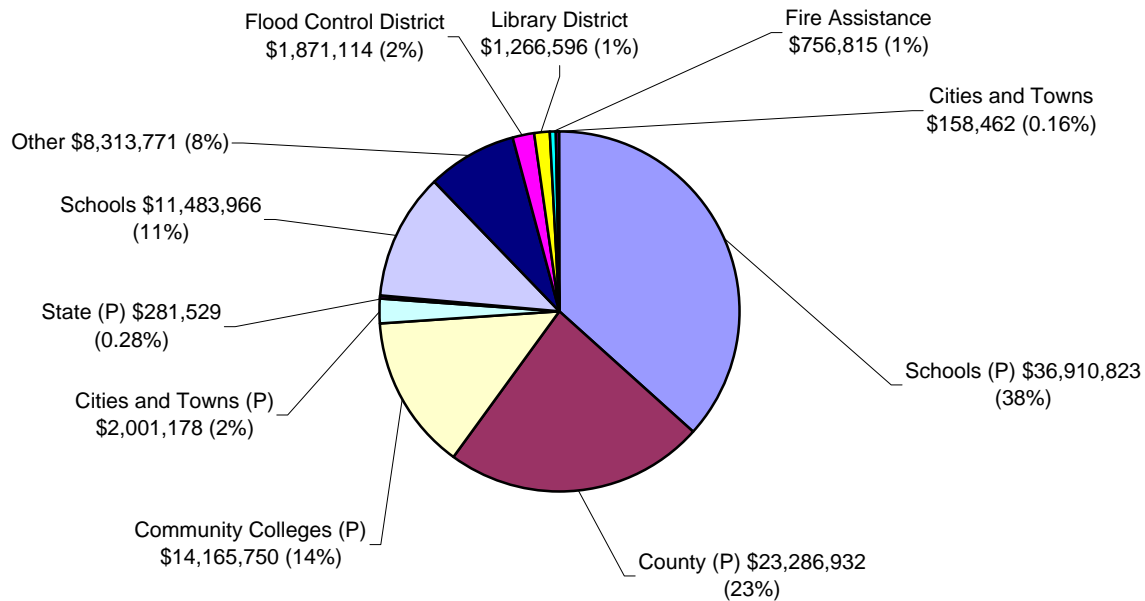
|         |              |                              |
|---------|--------------|------------------------------|
| Schools | \$13,251,088 |                              |
| County  | \$1,603,545  | 6.07 % of total property tax |

### Secondary

|   |             |                              |
|---|-------------|------------------------------|
| Other (Fire Districts, Improvement Districts) | \$3,800,803 |                              |
| County  | \$1,742,794 | 6.60 % of total property tax |
| Community Colleges                            | \$1,231,847 |                              |
| Schools                                       | \$1,063,329 |                              |
| Library District                              | \$1,772,082 |                              |
| Jail District                                 | \$1,058,592 |                              |
| Fire Assistance                               | \$306,639   |                              |
| Flood Control District                        | \$147,402   |                              |
| Public Health District                        | \$438,610   |                              |

\*(P) denotes primary property tax; others are secondary property tax

## Cochise County FY08 Property Tax



|                                |                      |                                      |
|--------------------------------|----------------------|--------------------------------------|
| <b>Total Property Tax Levy</b> | <b>\$100,496,936</b> |                                      |
| <b>Primary Levy</b>            | <b>\$76,646,212</b>  | <b>76.27 % of total property tax</b> |
| <b>Secondary Levy</b>          | <b>\$23,850,724</b>  | <b>23.73 % of total property tax</b> |

### Primary \*

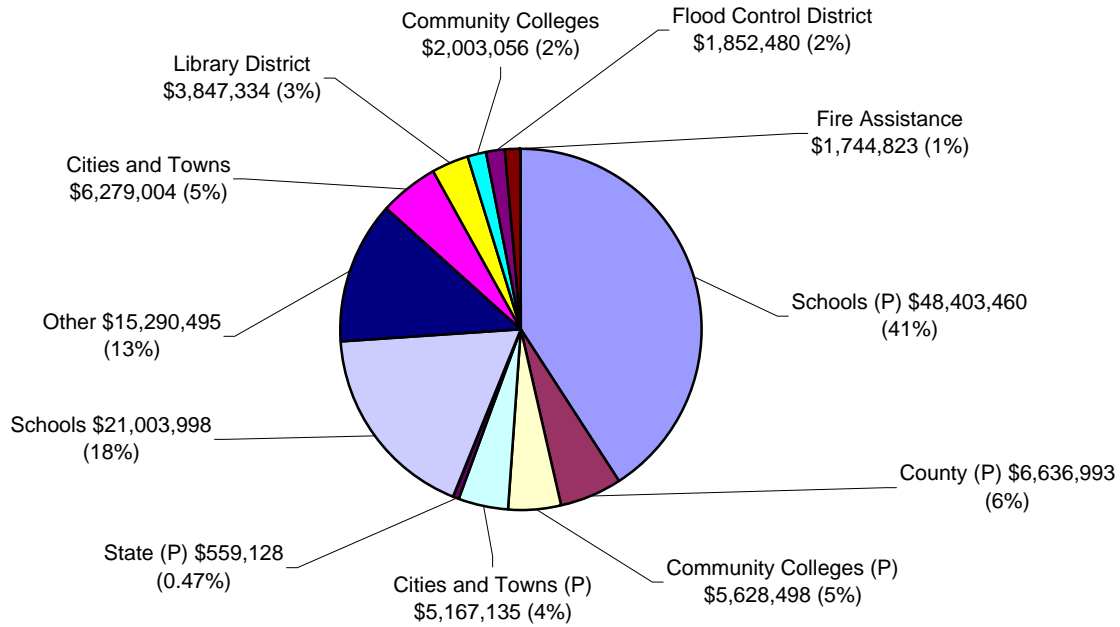
|                    |              |                               |
|--------------------|--------------|-------------------------------|
| Schools            | \$36,910,823 |                               |
| County             | \$23,286,932 | 23.17 % of total property tax |
| Community Colleges | \$14,165,750 |                               |
| Cities and Towns   | \$2,001,178  |                               |
| State              | \$281,529    |                               |

### Secondary

|                        |              |
|------------------------|--------------|
| Schools                | \$11,483,966 |
| Other                  | \$8,313,771  |
| Flood Control District | \$1,871,114  |
| Library District       | \$1,266,596  |
| Fire Assistance        | \$756,815    |
| Cities and Towns       | \$158,462    |

\*(P) denotes primary property tax; others are secondary property tax

## Coconino County FY08 Property Taxes



|                                |                      |                                      |
|--------------------------------|----------------------|--------------------------------------|
| <b>Total Property Tax Levy</b> | <b>\$118,416,404</b> |                                      |
| <b>Primary Levy</b>            | <b>\$66,395,214</b>  | <b>56.07 % of total property tax</b> |
| <b>Secondary Levy</b>          | <b>\$52,021,190</b>  | <b>43.93 % of total property tax</b> |

### Primary \*

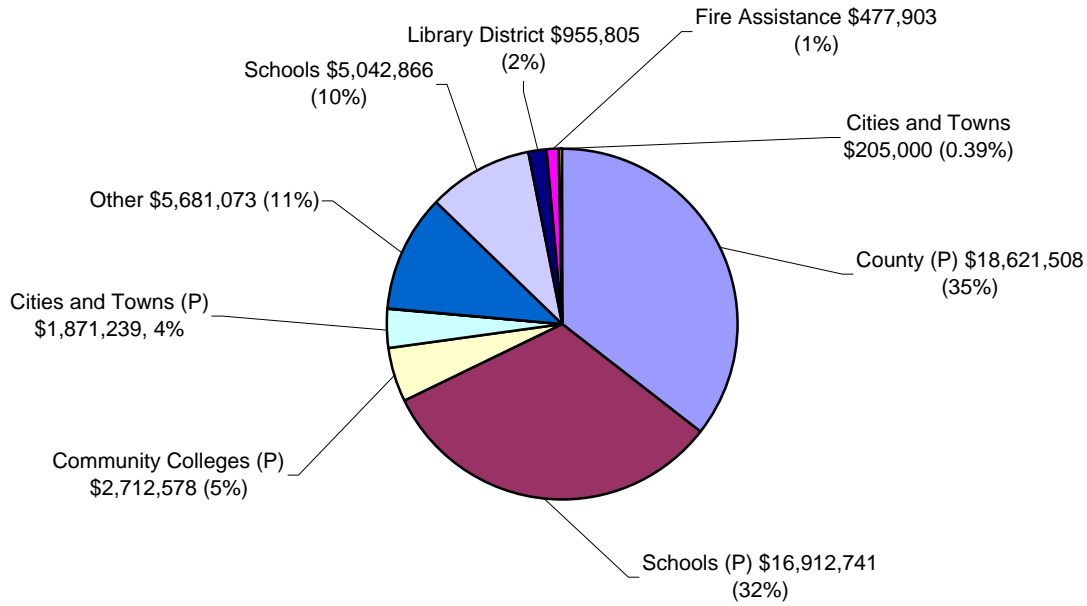
|                    |              |                              |
|--------------------|--------------|------------------------------|
| Schools            | \$48,403,460 |                              |
| County             | \$6,636,993  | 5.60 % of total property tax |
| Community Colleges | \$5,628,498  |                              |
| Cities and Towns   | \$5,167,135  |                              |
| State              | \$559,128    |                              |

### Secondary

|                        |              |
|------------------------|--------------|
| Schools                | \$21,003,998 |
| Other                  | \$15,290,495 |
| Cities and Towns       | \$6,279,004  |
| Library District       | \$3,847,334  |
| Community Colleges     | \$2,003,056  |
| Flood Control District | \$1,852,480  |
| Fire Assistance        | \$1,744,823  |

\*(P) denotes primary property tax; others are secondary property tax

## Gila County FY08 Property Taxes



|                                |                     |                                      |
|--------------------------------|---------------------|--------------------------------------|
| <b>Total Property Tax Levy</b> | <b>\$52,480,713</b> |                                      |
| <b>Primary Levy</b>            | <b>\$40,118,066</b> | <b>76.44 % of total property tax</b> |
| <b>Secondary Levy</b>          | <b>\$12,362,647</b> | <b>23.56 % of total property tax</b> |

### Primary \*

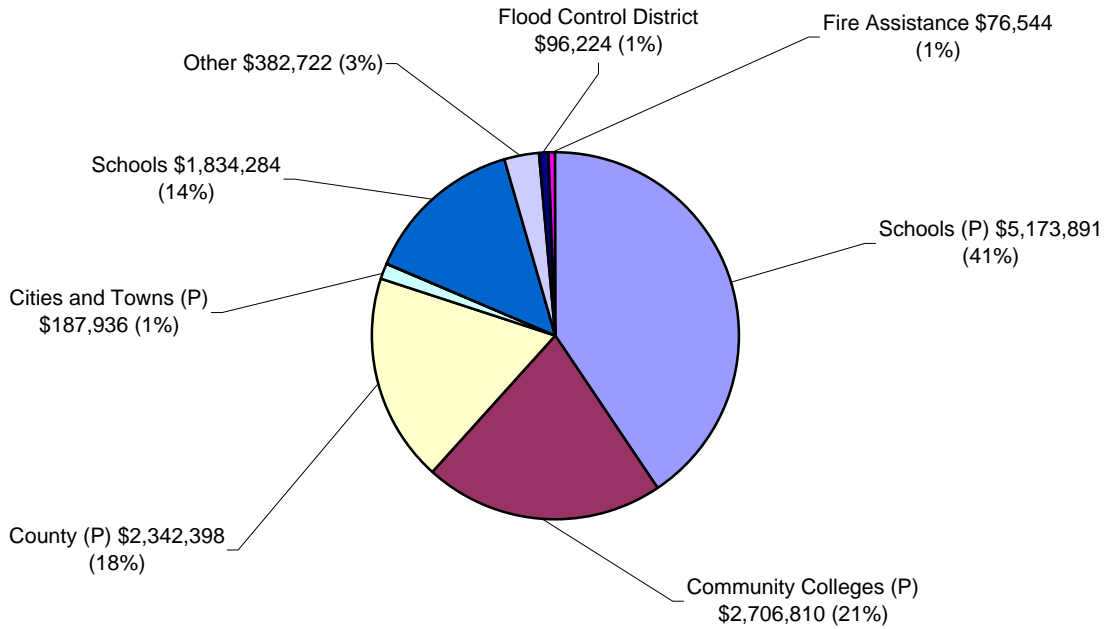
|                    |              |                               |
|--------------------|--------------|-------------------------------|
| County             | \$18,621,508 | 35.48 % of total property tax |
| Schools            | \$16,912,741 |                               |
| Community Colleges | \$2,712,578  |                               |
| Cities and Towns   | \$1,871,239  |                               |

### Secondary

|                  |             |
|------------------|-------------|
| Other            | \$5,681,073 |
| Schools          | \$5,042,866 |
| Library District | \$955,805   |
| Fire Assistance  | \$477,903   |
| Cities and Towns | \$205,000   |

\*(P) denotes primary property tax; others are secondary property tax

## Graham County FY08 Property Taxes



|                                |                     |                                      |
|--------------------------------|---------------------|--------------------------------------|
| <b>Total Property Tax Levy</b> | <b>\$12,800,809</b> |                                      |
| <b>Primary Levy</b>            | <b>\$10,411,035</b> | <b>81.33 % of total property tax</b> |
| <b>Secondary Levy</b>          | <b>\$2,389,774</b>  | <b>18.67 % of total property tax</b> |

### Primary \*

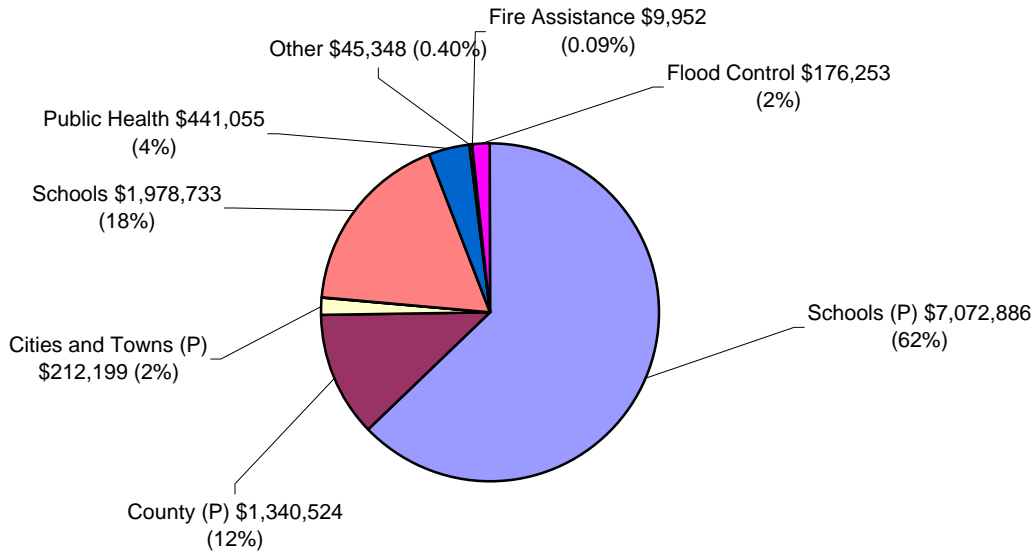
|                    |             |                               |
|--------------------|-------------|-------------------------------|
| Schools            | \$5,173,891 |                               |
| Community Colleges | \$2,706,810 |                               |
| County             | \$2,342,398 | 18.30 % of total property tax |
| Cities and Towns   | \$187,936   |                               |

### Secondary

|                        |             |
|------------------------|-------------|
| Schools                | \$1,834,284 |
| Other                  | \$382,722   |
| Flood Control District | \$96,224    |
| Fire Assistance        | \$76,544    |

\*(P) denotes primary property tax; others are secondary property tax

## Greenlee County FY08 Property Taxes



|                                |                     |                                      |
|--------------------------------|---------------------|--------------------------------------|
| <b>Total Property Tax Levy</b> | <b>\$11,276,950</b> |                                      |
| <b>Primary Levy</b>            | <b>\$8,625,609</b>  | <b>76.49 % of total property tax</b> |
| <b>Secondary Levy</b>          | <b>\$2,651,341</b>  | <b>23.51 % of total property tax</b> |

### Primary \*

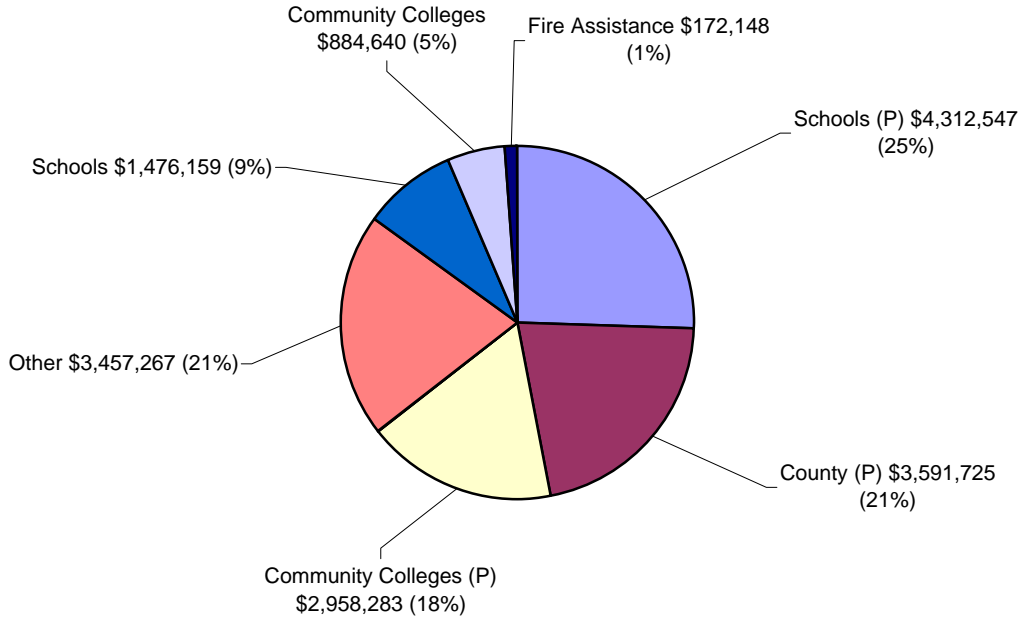
|                  |             |                               |
|------------------|-------------|-------------------------------|
| Schools          | \$7,072,886 |                               |
| County           | \$1,340,524 | 11.89 % of total property tax |
| Cities and Towns | \$212,199   |                               |

### Secondary

|                 |             |
|-----------------|-------------|
| Schools         | \$1,978,733 |
| Public Health   | \$441,055   |
| Other           | \$45,348    |
| Fire Assistance | \$9,952     |
| Flood Control   | \$176,253   |

\*(P) denotes primary property tax; others are secondary property tax

## La Paz County FY08 Property Taxes



|                                |                     |                                      |
|--------------------------------|---------------------|--------------------------------------|
| <b>Total Property Tax Levy</b> | <b>\$16,852,769</b> |                                      |
| <b>Primary Levy</b>            | <b>\$10,862,555</b> | <b>64.46 % of total property tax</b> |
| <b>Secondary Levy</b>          | <b>\$5,990,214</b>  | <b>35.54 % of total property tax</b> |

### Primary \*

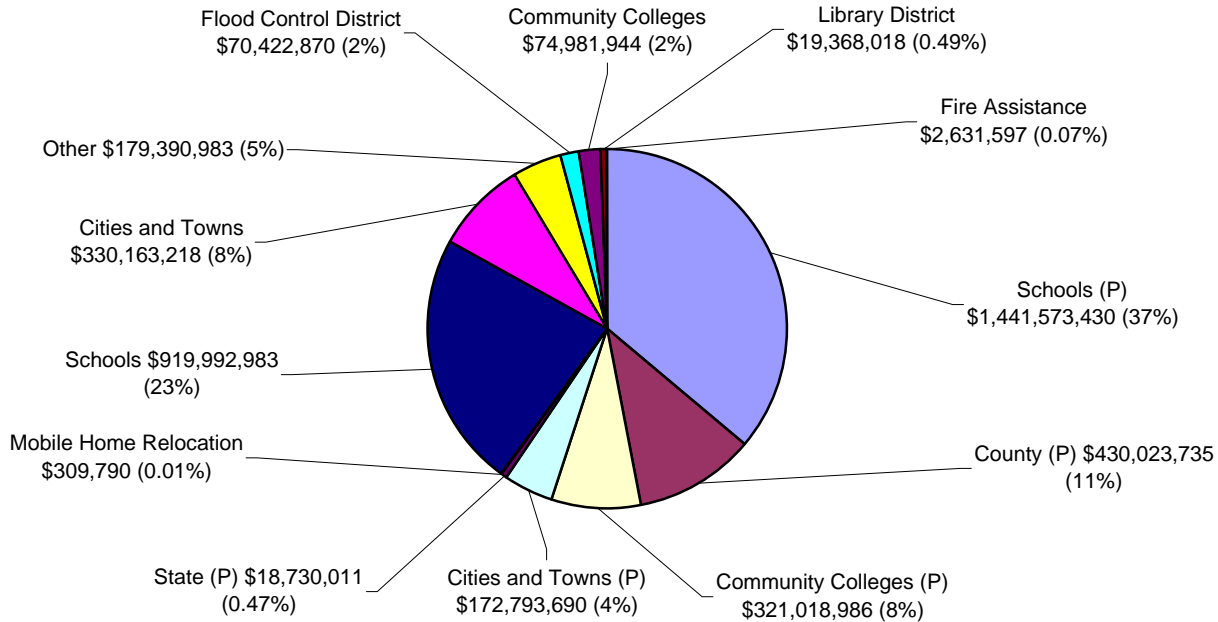
|                    |             |                               |
|--------------------|-------------|-------------------------------|
| Schools            | \$4,312,547 |                               |
| County             | \$3,591,725 | 21.31 % of total property tax |
| Community Colleges | \$2,958,283 |                               |

### Secondary

|                    |             |
|--------------------|-------------|
| Other              | \$3,457,267 |
| Schools            | \$1,476,159 |
| Community Colleges | \$884,640   |
| Fire Assistance    | \$172,148   |

\*(P) denotes primary property tax; others are secondary property tax

## Maricopa County FY08 Property Taxes



|                                |                        |                                      |
|--------------------------------|------------------------|--------------------------------------|
| <b>Total Property Tax Levy</b> | <b>\$3,981,401,255</b> |                                      |
| <b>Primary Levy</b>            | <b>\$2,384,449,642</b> | <b>59.89 % of total property tax</b> |
| <b>Secondary Levy</b>          | <b>\$1,596,951,613</b> | <b>40.11 % of total property tax</b> |

### Primary

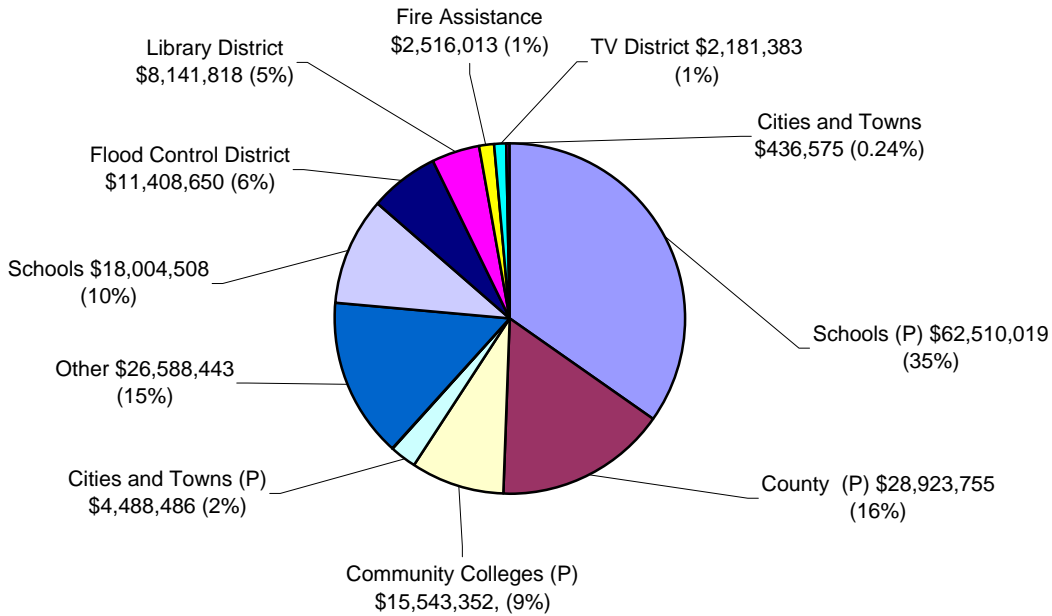
|                        |                 |                               |
|------------------------|-----------------|-------------------------------|
| Schools                | \$1,441,573,430 |                               |
| County                 | \$430,023,735   | 10.80 % of total property tax |
| Community Colleges     | \$321,018,986   |                               |
| Cities and Towns       | \$172,793,690   |                               |
| State                  | \$18,730,011    |                               |
| Mobile Home Relocation | \$309,790       |                               |

### Secondary

|                        |               |       |
|------------------------|---------------|-------|
| Schools                | \$919,992,983 | 0.49% |
| Cities and Towns       | \$330,163,218 |       |
| Other                  | \$179,390,983 |       |
| Flood Control District | \$70,422,870  |       |
| Community Colleges     | \$74,981,944  |       |
| Library District       | \$19,368,018  |       |
| Fire Assistance        | \$2,631,597   |       |

\*(P) denotes primary property tax; others are secondary property tax

## Mohave County FY08 Property Taxes



|                                |                      |                                      |
|--------------------------------|----------------------|--------------------------------------|
| <b>Total Property Tax Levy</b> | <b>\$180,743,002</b> |                                      |
| <b>Primary Levy</b>            | <b>\$111,465,612</b> | <b>61.67 % of total property tax</b> |
| <b>Secondary Levy</b>          | <b>\$69,277,390</b>  | <b>38.33 % of total property tax</b> |

### Primary \*

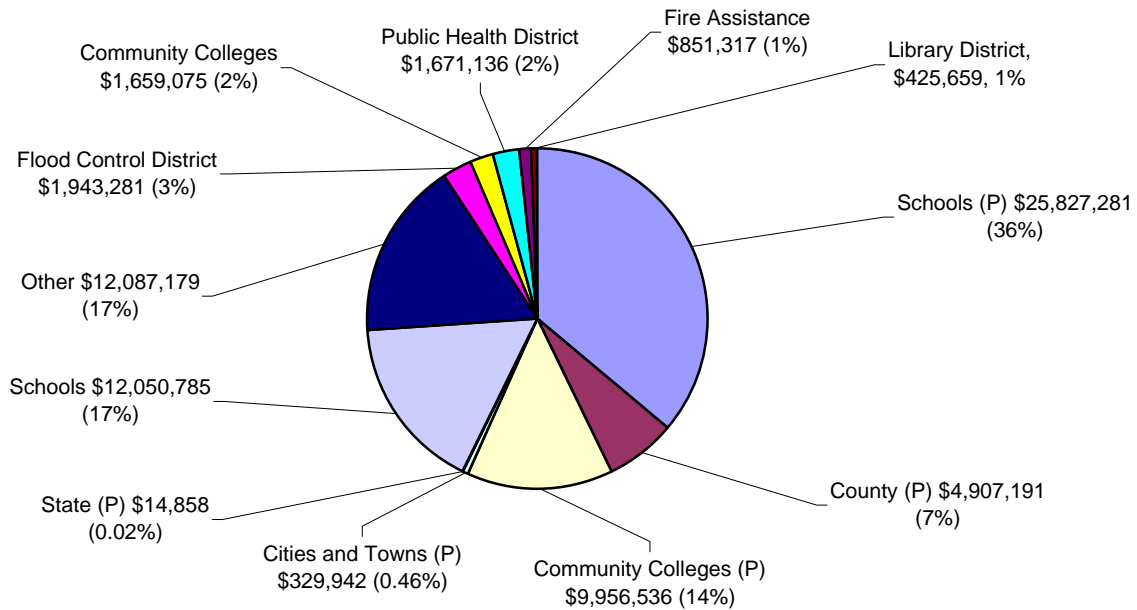
|                    |              |                               |
|--------------------|--------------|-------------------------------|
| Schools            | \$62,510,019 |                               |
| County             | \$28,923,755 | 16.00 % of total property tax |
| Community Colleges | \$15,543,352 |                               |
| Cities and Towns   | \$4,488,486  |                               |

### Secondary

|                        |              |
|------------------------|--------------|
| Other                  | \$26,588,443 |
| Schools                | \$18,004,508 |
| Flood Control District | \$11,408,650 |
| Library District       | \$8,141,818  |
| Fire Assistance        | \$2,516,013  |
| TV District            | \$2,181,383  |
| Cities and Towns       | \$436,575    |

\*(P) denotes primary property tax; others are secondary property tax

## Navajo County FY08 Property Taxes



|                                |                     |                                      |
|--------------------------------|---------------------|--------------------------------------|
| <b>Total Property Tax Levy</b> | <b>\$71,724,240</b> |                                      |
| <b>Primary Levy</b>            | <b>\$41,035,808</b> | <b>57.21 % of total property tax</b> |
| <b>Secondary Levy</b>          | <b>\$30,688,432</b> | <b>42.79 % of total property tax</b> |

### Primary \*

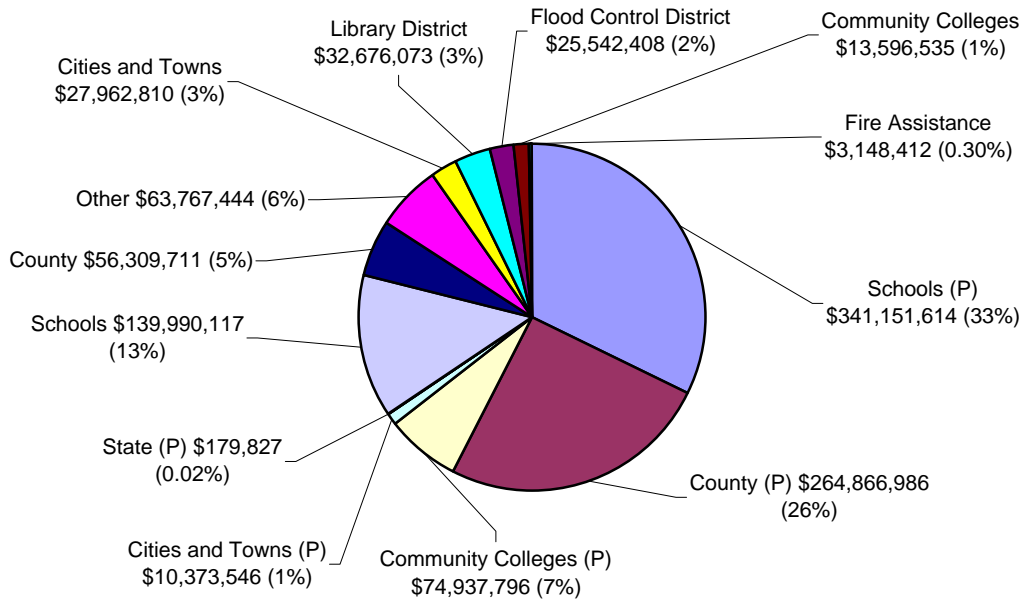
|                    |              |                              |
|--------------------|--------------|------------------------------|
| Schools            | \$25,827,281 |                              |
| County             | \$4,907,191  | 6.84 % of total property tax |
| Community Colleges | \$9,956,536  |                              |
| Cities and Towns   | \$329,942    |                              |
| State              | \$14,858     |                              |

### Secondary

|                        |              |
|------------------------|--------------|
| Schools                | \$12,050,785 |
| Other                  | \$12,087,179 |
| Flood Control District | \$1,943,281  |
| Community Colleges     | \$1,659,075  |
| Public Health District | \$1,671,136  |
| Fire Assistance        | \$851,317    |
| Library District       | \$425,659    |

\*(P) denotes primary property tax; others are secondary property tax

## Pima County FY08 Property Taxes



|                                |                        |                                      |
|--------------------------------|------------------------|--------------------------------------|
| <b>Total Property Tax Levy</b> | <b>\$1,054,503,279</b> |                                      |
| <b>Primary Levy</b>            | <b>\$691,509,769</b>   | <b>65.58 % of total property tax</b> |
| <b>Secondary Levy</b>          | <b>\$362,993,510</b>   | <b>34.42 % of total property tax</b> |

### Primary \*

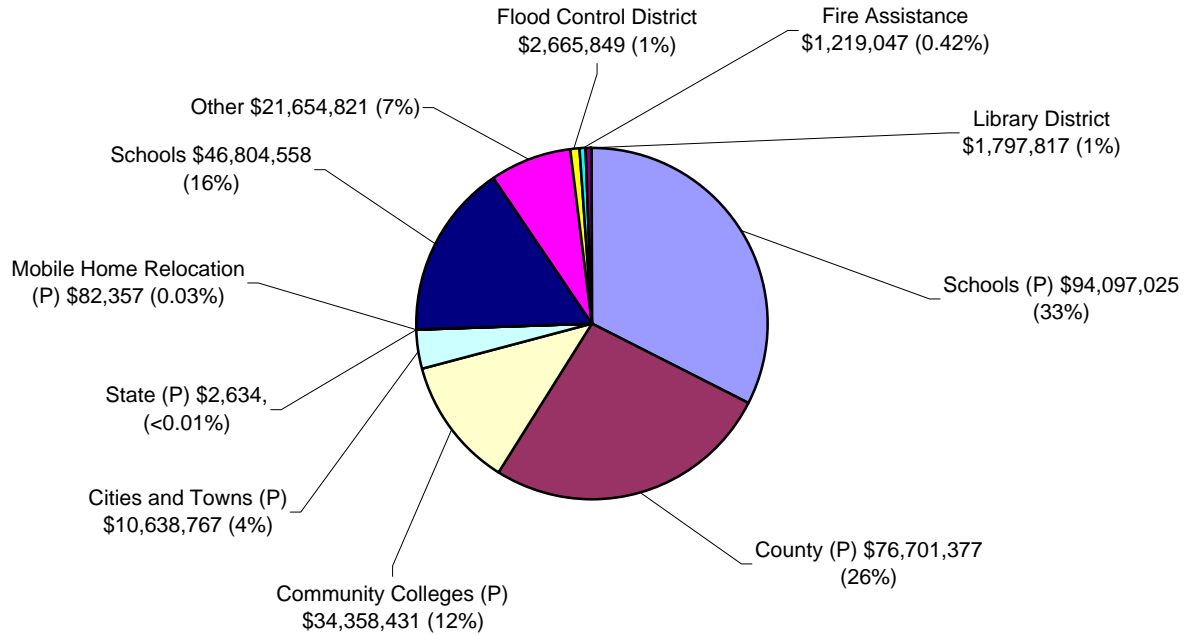
|                    |               |                               |
|--------------------|---------------|-------------------------------|
| Schools            | \$341,151,614 |                               |
| County             | \$264,866,986 | 25.12 % of total property tax |
| Community Colleges | \$74,937,796  |                               |
| Cities and Towns   | \$10,373,546  |                               |
| State              | \$179,827     |                               |

### Secondary

|                        |               |                              |
|------------------------|---------------|------------------------------|
| Schools                | \$139,990,117 |                              |
| County                 | \$56,309,711  | 5.34 % of total property tax |
| Other                  | \$63,767,444  |                              |
| Cities and Towns       | \$27,962,810  |                              |
| Library District       | \$32,676,073  |                              |
| Flood Control District | \$25,542,408  |                              |
| Community Colleges     | \$13,596,535  |                              |
| Fire Assistance        | \$3,148,412   |                              |

\*(P) denotes primary property tax; others are secondary property tax

## Pinal County FY08 Property Taxes



|                                |                      |                                      |
|--------------------------------|----------------------|--------------------------------------|
| <b>Total Property Tax Levy</b> | <b>\$290,022,683</b> |                                      |
| <b>Primary Levy</b>            | <b>\$215,880,591</b> | <b>74.44 % of total property tax</b> |
| <b>Secondary Levy</b>          | <b>\$74,142,092</b>  | <b>25.56 % of total property tax</b> |

### Primary \*

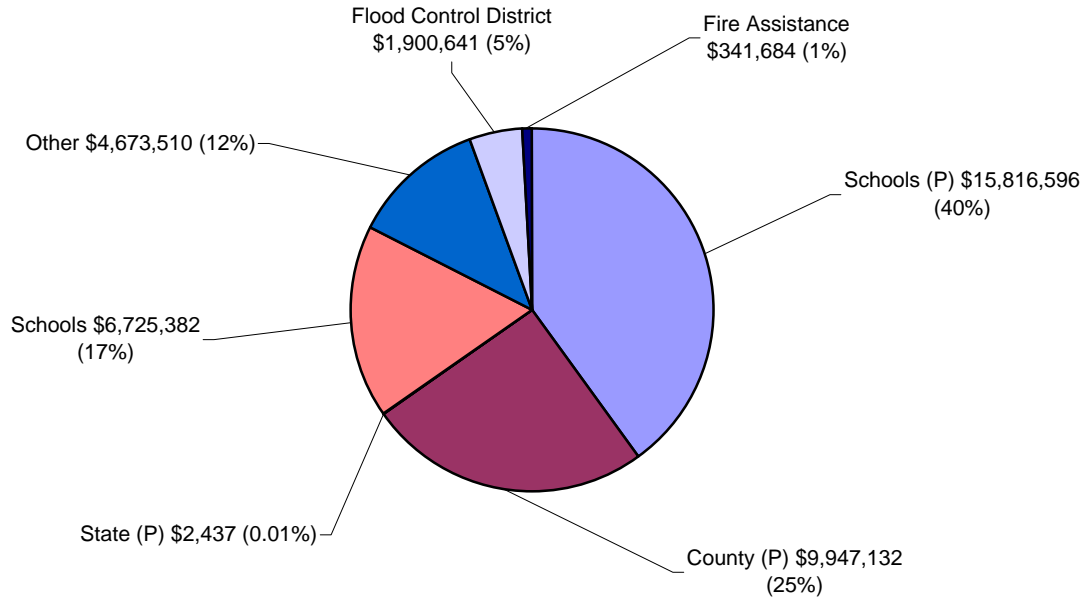
|                        |              |                               |
|------------------------|--------------|-------------------------------|
| Schools                | \$94,097,025 |                               |
| County                 | \$76,701,377 | 26.45 % of total property tax |
| Community Colleges     | \$34,358,431 |                               |
| Cities and Towns       | \$10,638,767 |                               |
| Mobile Home Relocation | \$82,357     |                               |
| State                  | \$2,634      |                               |

### Secondary

|                        |              |
|------------------------|--------------|
| Schools                | \$46,804,558 |
| Other                  | \$21,654,821 |
| Flood Control District | \$2,665,849  |
| Fire Assistance        | \$1,219,047  |
| Library District       | \$1,797,817  |

\*(P) denotes primary property tax; others are secondary property tax

## Santa Cruz County FY08 Property Taxes



|                                |                     |                                      |
|--------------------------------|---------------------|--------------------------------------|
| <b>Total Property Tax Levy</b> | <b>\$39,407,382</b> |                                      |
| <b>Primary Levy</b>            | <b>\$25,766,165</b> | <b>65.38 % of total property tax</b> |
| <b>Secondary Levy</b>          | <b>\$13,641,217</b> | <b>34.62 % of total property tax</b> |

### Primary \*

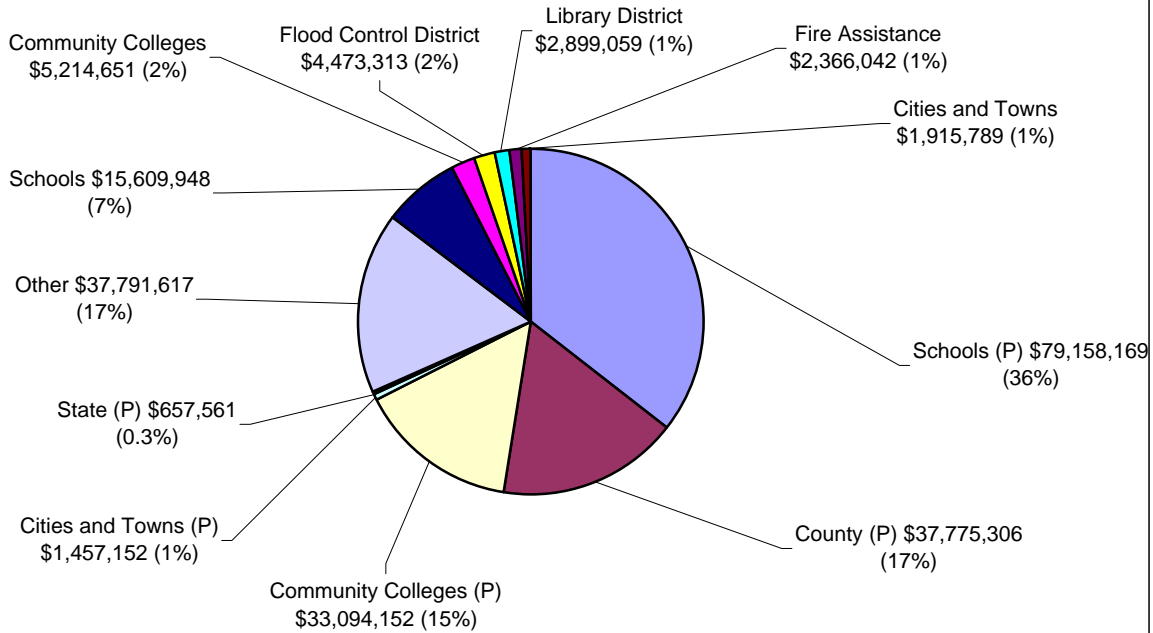
|         |              |                               |
|---------|--------------|-------------------------------|
| Schools | \$15,816,596 |                               |
| County  | \$9,947,132  | 25.24 % of total property tax |
| State   | \$2,437      |                               |

### Secondary

|                        |             |
|------------------------|-------------|
| Schools                | \$6,725,382 |
| Other                  | \$4,673,510 |
| Flood Control District | \$1,900,641 |
| Fire Assistance        | \$341,684   |

\*(P) denotes primary property tax; others are secondary property tax

## Yavapai County FY08 Property Taxes



|                                |                      |                                      |
|--------------------------------|----------------------|--------------------------------------|
| <b>Total Property Tax Levy</b> | <b>\$222,412,759</b> |                                      |
| <b>Primary Levy</b>            | <b>\$152,142,340</b> | <b>68.41 % of total property tax</b> |
| <b>Secondary Levy</b>          | <b>\$70,270,419</b>  | <b>31.59 % of total property tax</b> |

### Primary \*

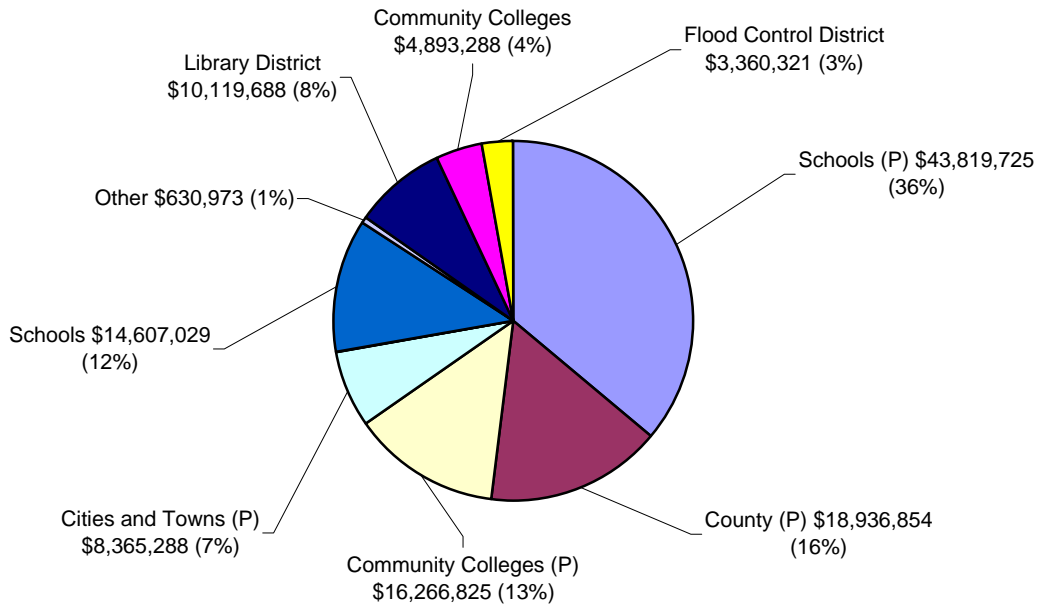
|                    |              |                               |
|--------------------|--------------|-------------------------------|
| Schools            | \$79,158,169 |                               |
| County             | \$37,775,306 | 16.98 % of total property tax |
| Community Colleges | \$33,094,152 |                               |
| Cities and Towns   | \$1,457,152  |                               |
| State              | \$657,561    |                               |

### Secondary

|                        |              |
|------------------------|--------------|
| Other                  | \$37,791,617 |
| Schools                | \$15,609,948 |
| Community Colleges     | \$5,214,651  |
| Flood Control District | \$4,473,313  |
| Library District       | \$2,899,059  |
| Fire Assistance        | \$2,366,042  |
| Cities and Towns       | \$1,915,789  |

\*(P) denotes primary property tax; others are secondary property tax

## Yuma County FY08 Property Taxes



|                                |                      |                                      |
|--------------------------------|----------------------|--------------------------------------|
| <b>Total Property Tax Levy</b> | <b>\$120,999,991</b> |                                      |
| <b>Primary Levy</b>            | <b>\$87,388,692</b>  | <b>72.22 % of total property tax</b> |
| <b>Secondary Levy</b>          | <b>\$33,611,299</b>  | <b>27.78 % of total property tax</b> |

### Primary \*

|                    |              |                               |
|--------------------|--------------|-------------------------------|
| Schools            | \$43,819,725 |                               |
| County             | \$18,936,854 | 15.65 % of total property tax |
| Community Colleges | \$16,266,825 |                               |
| Cities and Towns   | \$8,365,288  |                               |

### Secondary

|                        |              |
|------------------------|--------------|
| Schools                | \$14,607,029 |
| Other                  | \$630,973    |
| Library District       | \$10,119,688 |
| Community Colleges     | \$4,893,288  |
| Flood Control District | \$3,360,321  |

\*(P) denotes primary property tax; others are secondary property tax