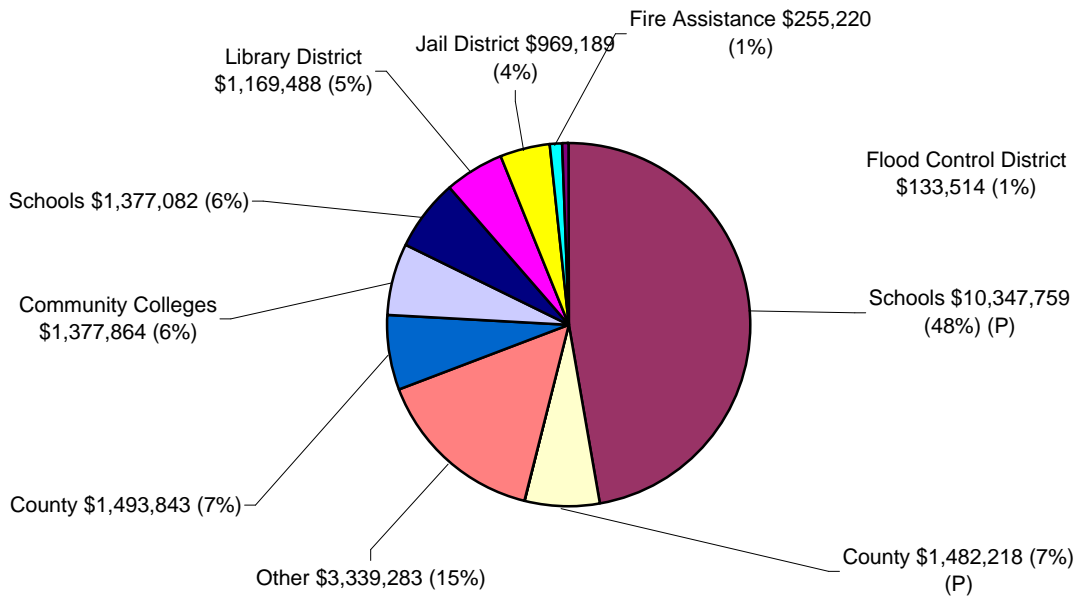


## Apache County FY07 Property Taxes



<b>Total Property Tax Levy</b>	<b>\$21,945,460</b>	
<b>Primary Levy</b>	<b>\$11,829,977</b>	<b>53.91 % of total property tax</b>
<b>Secondary Levy</b>	<b>\$10,115,483</b>	<b>46.09 % of total property tax</b>

### Primary

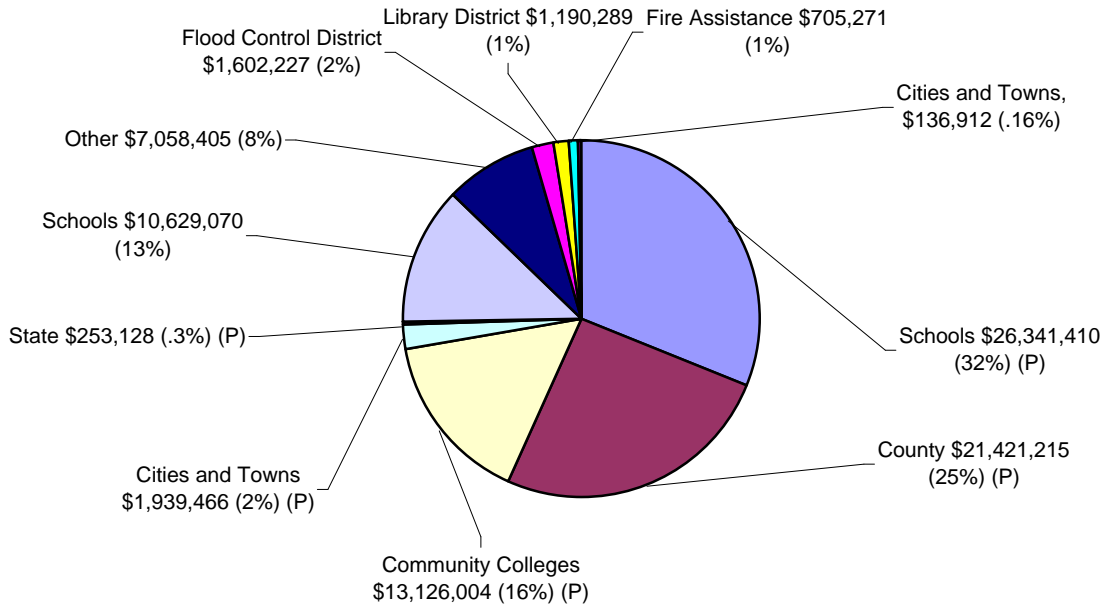
Schools	\$10,347,759	
County	\$1,482,218	6.75 % of total property tax

### Secondary

Other	\$3,339,283	
County	\$1,493,843	6.81 % of total property tax
Community Colleges	\$1,377,864	
Schools	\$1,377,082	
Library District	\$1,169,488	
Jail District	\$969,189	
Fire Assistance	\$255,220	
Flood Control District	\$133,514	

\*(P) denotes primary property tax; others are secondary property tax

## Cochise County FY07 Property Taxes



<b>Total Property Tax Levy</b>	<b>\$84,403,397</b>	
<b>Primary Levy</b>	<b>\$63,081,223</b>	<b>74.74 % of total property tax</b>
<b>Secondary Levy</b>	<b>\$21,322,174</b>	<b>25.26 % of total property tax</b>

### Primary

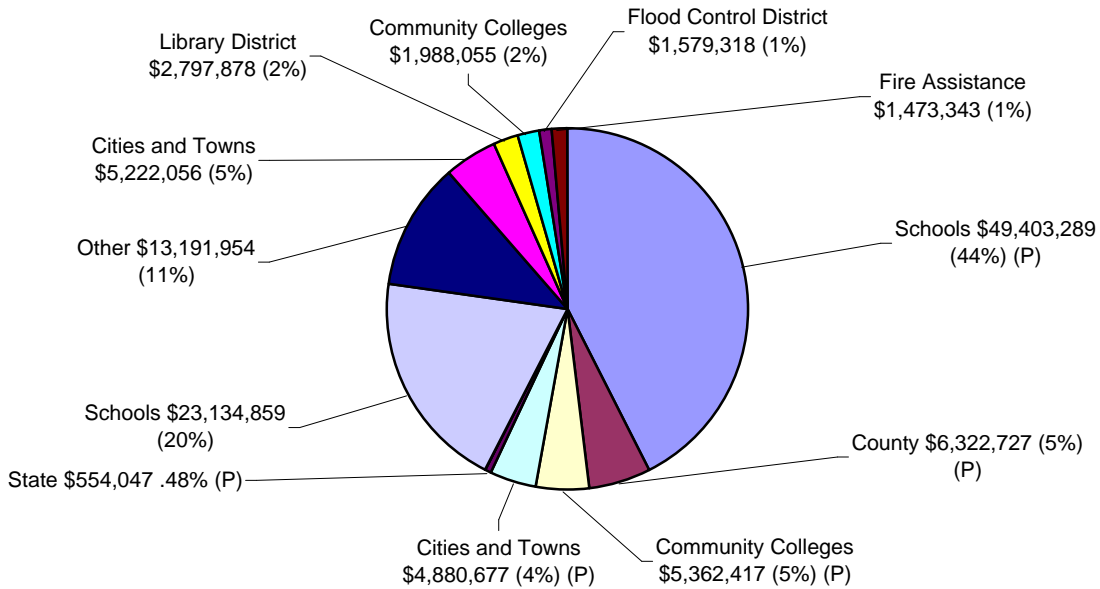
Schools	\$26,341,410	
County	\$21,421,215	25.38 % of total property tax
Community Colleges	\$13,126,004	
Cities and Towns	\$1,939,466	
State	\$253,128	

### Secondary

Schools	\$10,629,070
Other	\$7,058,405
Flood Control District	\$1,602,227
Library District	\$1,190,289
Fire Assistance	\$705,271
Cities and Towns	\$136,912

\*(P) denotes primary property tax; others are secondary property tax

## Coconino County FY07 Property Tax



<b>Total Property Tax Levy</b>	<b>\$115,910,620</b>	
<b>Primary Levy</b>	<b>\$66,523,157</b>	<b>57.39 % of total property tax</b>
<b>Secondary Levy</b>	<b>\$49,387,463</b>	<b>42.61 % of total property tax</b>

### Primary

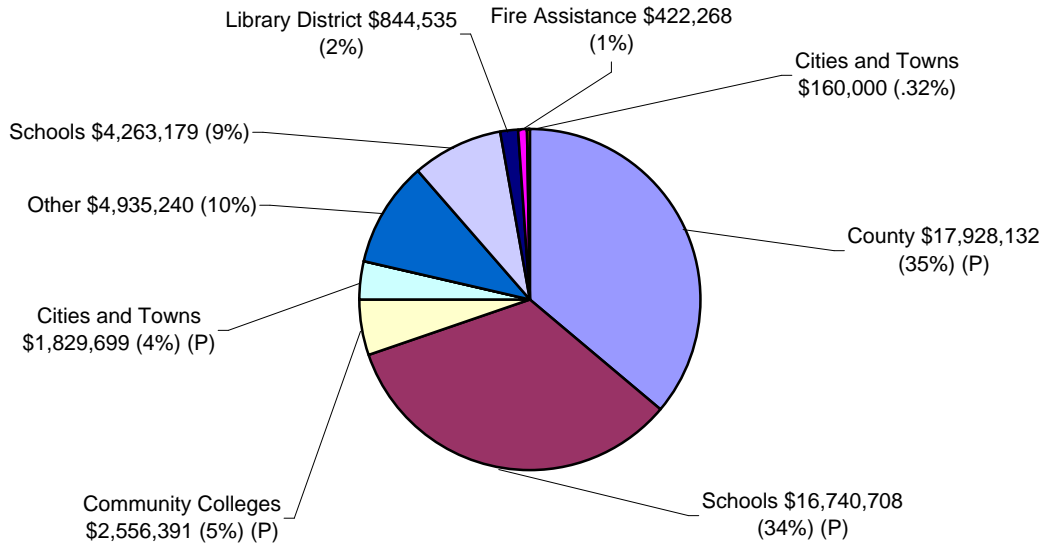
Schools	\$49,403,289	
County	\$6,322,727	5.45 % of total property tax
Community Colleges	\$5,362,417	
Cities and Towns	\$4,880,677	
State	\$554,047	

### Secondary

Schools	\$23,134,859
Other	\$13,191,954
Cities and Towns	\$5,222,056
Library District	\$2,797,878
Community Colleges	\$1,988,055
Flood Control District	\$1,579,318
Fire Assistance	\$1,473,343

\*(P) denotes primary property tax; others are secondary property tax

## Gila County FY07 Property Tax



<b>Total Property Tax Levy</b>	<b>\$49,680,152</b>	
<b>Primary Levy</b>	<b>\$39,054,930</b>	<b>78.61 % of total property tax</b>
<b>Secondary Levy</b>	<b>\$10,625,222</b>	<b>21.39 % of total property tax</b>

### Primary

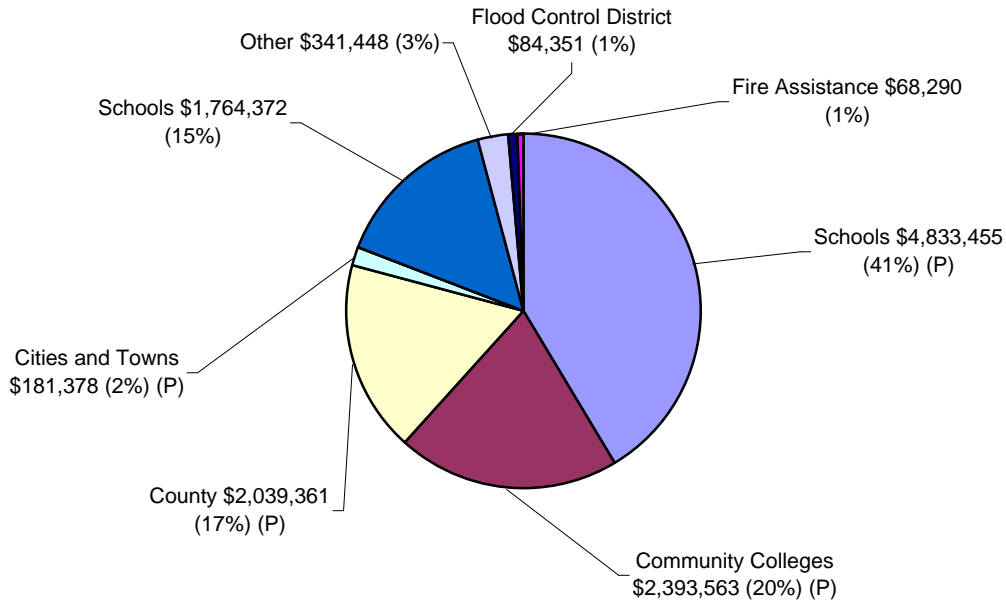
County	\$17,928,132	36.09 % of total property tax
Schools	\$16,740,708	
Community Colleges	\$2,556,391	
Cities and Towns	\$1,829,699	

### Secondary

Other	\$4,935,240
Schools	\$4,263,179
Library District	\$844,535
Fire Assistance	\$422,268
Cities and Towns	\$160,000

\*(P) denotes primary property tax; others are secondary property tax

## Graham County FY07 Property Tax



<b>Total Property Tax Levy</b>	<b>\$11,706,218</b>	
<b>Primary Levy</b>	<b>\$9,447,757</b>	<b>80.71 % of total property tax</b>
<b>Secondary Levy</b>	<b>\$2,258,461</b>	<b>19.29 % of total property tax</b>

### Primary

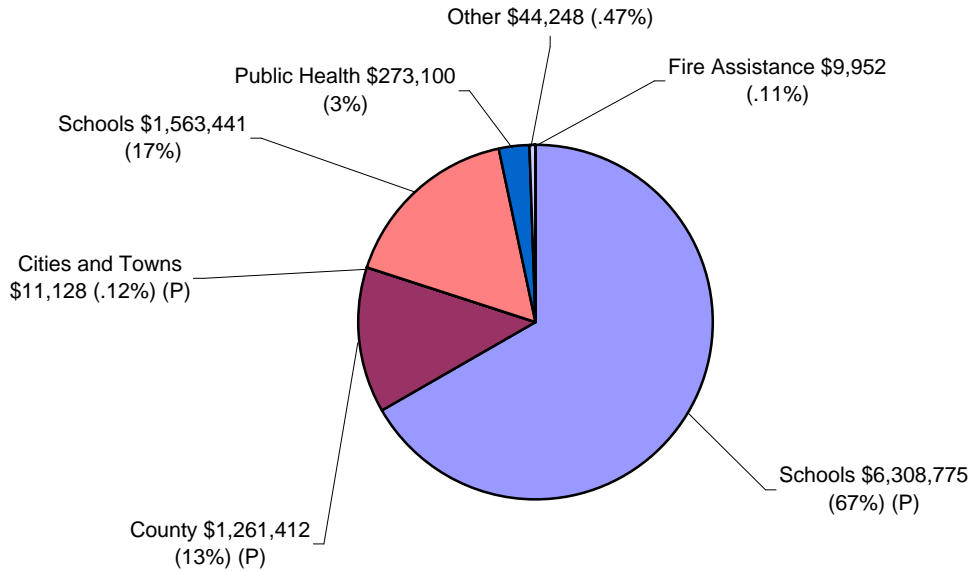
Schools	\$4,833,455	
Community Colleges	\$2,393,563	
County	\$2,039,361	17.42 % of total property tax
Cities and Towns	\$181,378	

### Secondary

Schools	\$1,764,372
Other	\$341,448
Flood Control District	\$84,351
Fire Assistance	\$68,290

\*(P) denotes primary property tax; others are secondary property tax

## Greenlee County FY07 Property Tax



<b>Total Property Tax Levy</b>	<b>\$9,472,056</b>	
<b>Primary Levy</b>	<b>\$7,581,315</b>	<b>80.04 % of total property tax</b>
<b>Secondary Levy</b>	<b>\$1,890,741</b>	<b>19.96 % of total property tax</b>

### Primary

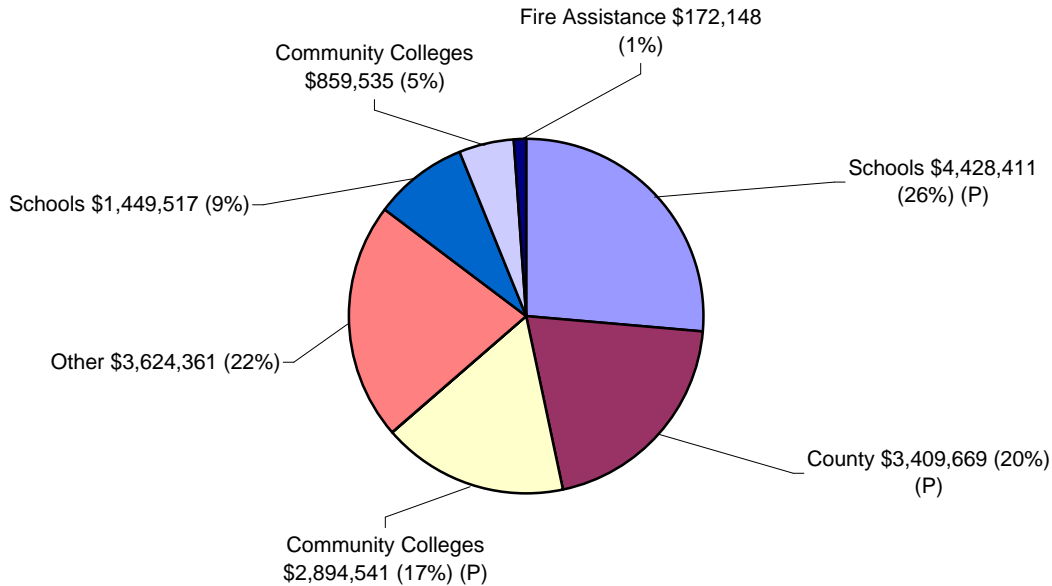
Schools	\$6,308,775	
County	\$1,261,412	13.32 % of total property tax
Cities and Towns	\$11,128	

### Secondary

Schools	\$1,563,441
Public Health	\$273,100
Other	\$44,248
Fire Assistance	\$9,952

\*(P) denotes primary property tax; others are secondary property tax

## La Paz County FY07 Property Tax



<b>Total Property Tax Levy</b>	<b>\$16,838,182</b>	
<b>Primary Levy</b>	<b>\$10,732,621</b>	<b>63.74 % of total property tax</b>
<b>Secondary Levy</b>	<b>\$6,105,561</b>	<b>36.26 % of total property tax</b>

### Primary

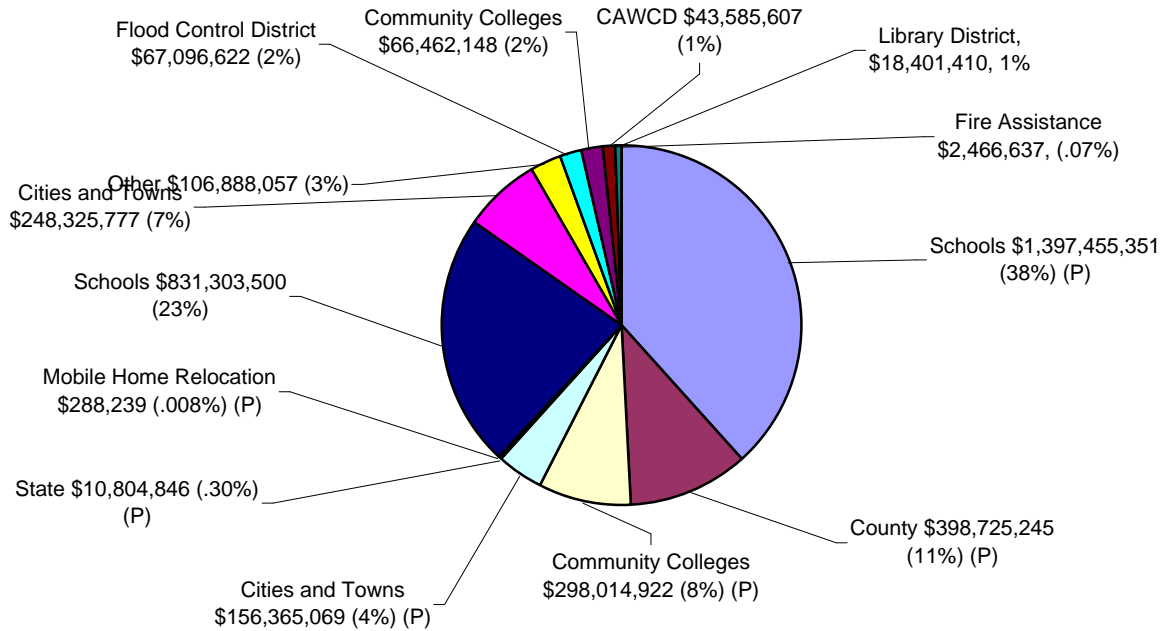
Schools	\$4,428,411	
County	\$3,409,669	20.25 % of total property tax
Community Colleges	\$2,894,541	

### Secondary

Other	\$3,624,361
Schools	\$1,449,517
Community Colleges	\$859,535
Fire Assistance	\$172,148

\*(P) denotes primary property tax; others are secondary property tax

## Maricopa County FY07 Property Tax



<b>Total Property Tax Levy</b>	<b>\$3,646,183,430</b>	
<b>Primary Levy</b>	<b>\$2,261,653,672</b>	<b>62.03 % of total property tax</b>
<b>Secondary Levy</b>	<b>\$1,384,529,758</b>	<b>37.97 % of total property tax</b>

### Primary

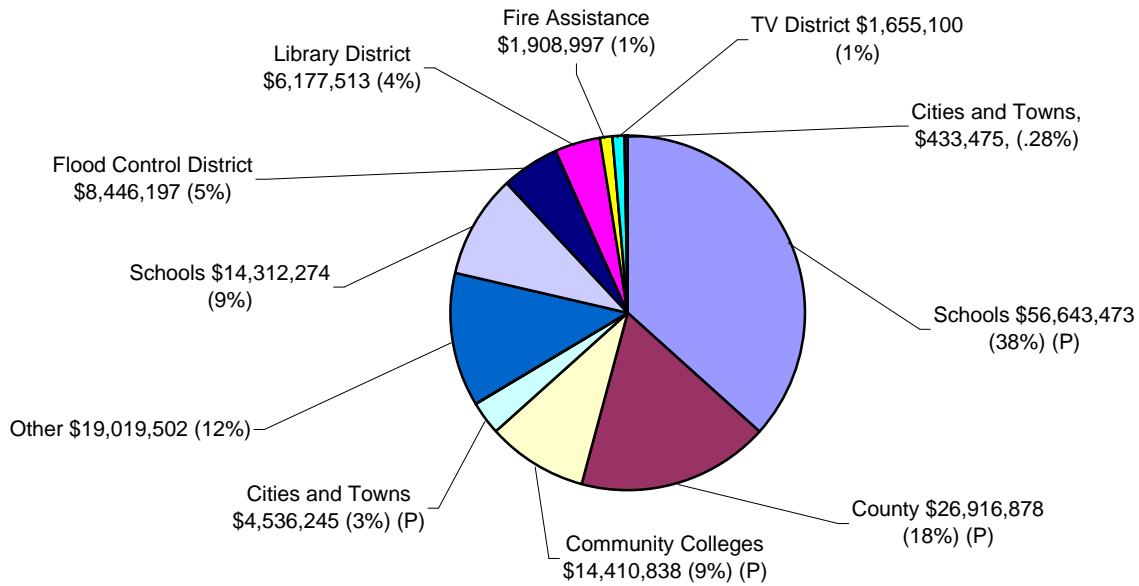
Schools	\$1,397,455,351	
County	\$398,725,245	10.94 % of total property tax
Community Colleges	\$298,014,922	
Cities and Towns	\$156,365,069	
State	\$10,804,846	
Mobile Home Relocation	\$288,239	

### Secondary

Schools	\$831,303,500
Cities and Towns	\$248,325,777
Other	\$106,888,057
Flood Control District	\$67,096,622
Community Colleges	\$66,462,148
CAWCD	\$43,585,607
Library District	\$18,401,410
Fire Assistance	\$2,466,637

\*(P) denotes primary property tax; others are secondary property tax

## Mohave County FY07 Property Tax



<b>Total Property Tax Levy</b>	<b>\$154,460,492</b>	
<b>Primary Levy</b>	<b>\$102,507,434</b>	<b>66.36 % of total property tax</b>
<b>Secondary Levy</b>	<b>\$51,953,058</b>	<b>33.64 % of total property tax</b>

### Primary

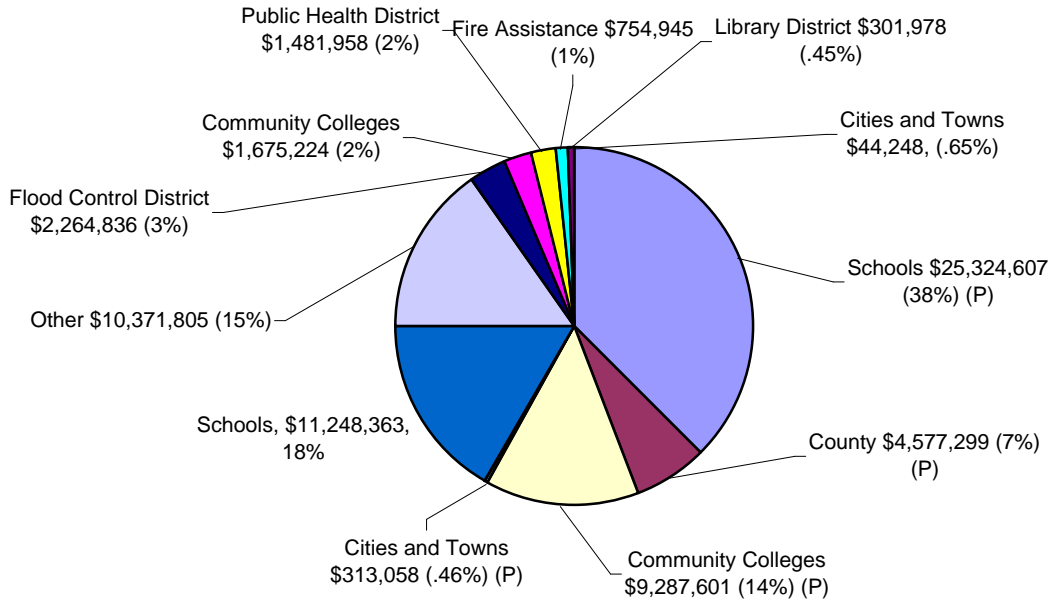
Schools	\$56,643,473	
County	\$26,916,878	17.43 % of total property tax
Community Colleges	\$14,410,838	
Cities and Towns	\$4,536,245	

### Secondary

Other	\$19,019,502
Schools	\$14,312,274
Flood Control District	\$8,446,197
Library District	\$6,177,513
Fire Assistance	\$1,908,997
TV District	\$1,655,100
Cities and Towns	\$433,475

\*(P) denotes primary property tax; others are secondary property tax

## Navajo County FY07 Property Tax



<b>Total Property Tax Levy</b>	<b>\$67,645,922</b>	
<b>Primary Levy</b>	<b>\$39,502,565</b>	<b>58.40 % of total property tax</b>
<b>Secondary Levy</b>	<b>\$28,143,357</b>	<b>41.60 % of total property tax</b>

### Primary

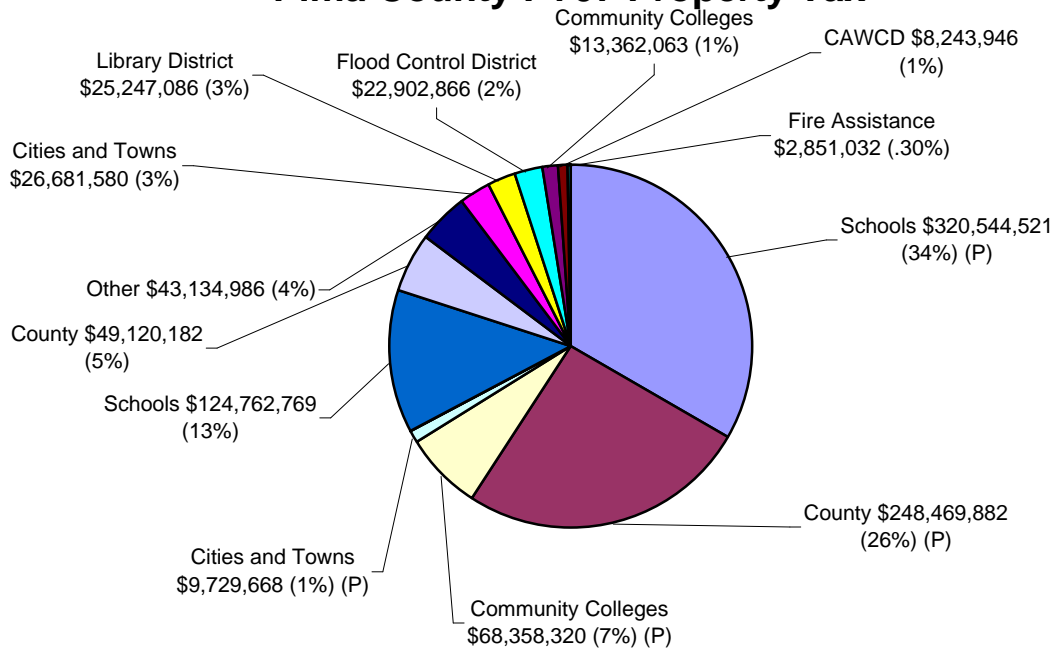
Schools	\$25,324,607	
County	\$4,577,299	6.77 % of total property tax
Community Colleges	\$9,287,601	
Cities and Towns	\$313,058	

### Secondary

Schools	\$11,248,363
Other	\$10,371,805
Flood Control District	\$2,264,836
Community Colleges	\$1,675,224
Public Health District	\$1,481,958
Fire Assistance	\$754,945
Library District	\$301,978
Cities and Towns	\$44,248

\*(P) denotes primary property tax; others are secondary property tax

## Pima County FY07 Property Tax



<b>Total Property Tax Levy</b>	<b>\$963,408,901</b>	
<b>Primary Levy</b>	<b>\$647,102,391</b>	<b>67.17 % of total property tax</b>
<b>Secondary Levy</b>	<b>\$316,306,510</b>	<b>32.83 % of total property tax</b>

### Primary

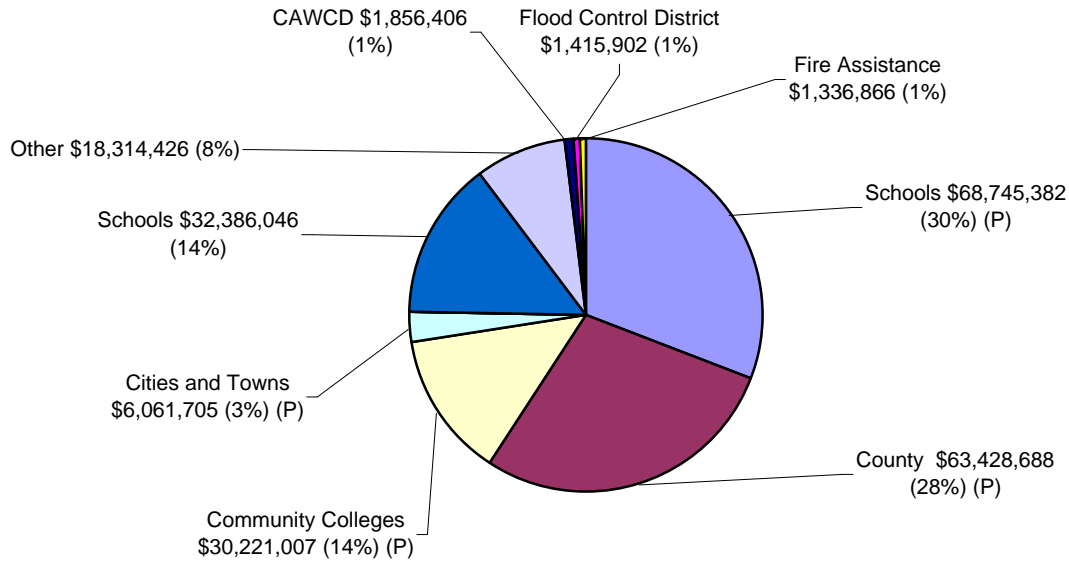
Schools	\$320,544,521	
County	\$248,469,882	25.79 % of total property tax
Community Colleges	\$68,358,320	
Cities and Towns	\$9,729,668	

### Secondary

Schools	\$124,762,769	
County	\$49,120,182	5.10 % of total property tax
Other	\$43,134,986	
Cities and Towns	\$26,681,580	
Library District	\$25,247,086	
Flood Control District	\$22,902,866	
Community Colleges	\$13,362,063	
CAWCD	\$8,243,946	
Fire Assistance	\$2,851,032	

\*(P) denotes primary property tax; others are secondary property tax

## Pinal County FY07 Property Tax



<b>Total Property Tax Levy</b>	<b>\$224,648,221</b>	
<b>Primary Levy</b>	<b>\$168,456,782</b>	<b>74.99 % of total property tax</b>
<b>Secondary Levy</b>	<b>\$56,191,439</b>	<b>25.01 % of total property tax</b>

### Primary

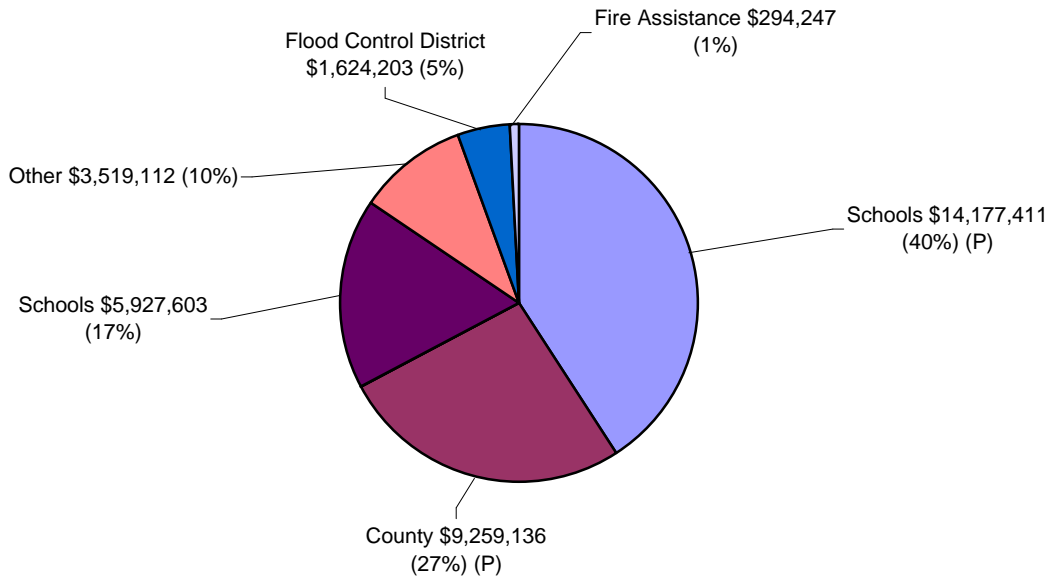
Schools	\$68,745,382	
County	\$63,428,688	28.23 % of total property tax
Community Colleges	\$30,221,007	
Cities and Towns	\$6,061,705	

### Secondary

Schools	\$32,386,046
Other	\$18,314,426
CAWCD	\$1,856,406
Flood Control District	\$1,415,902
Fire Assistance	\$1,336,866
Library District	\$881,793

\*(P) denotes primary property tax; others are secondary property tax

## Santa Cruz County FY07 Property Tax



<b>Total Property Tax Levy</b>	<b>\$34,801,712</b>	
<b>Primary Levy</b>	<b>\$23,436,547</b>	<b>67.34 % of total property tax</b>
<b>Secondary Levy</b>	<b>\$11,365,165</b>	<b>32.66 % of total property tax</b>

### Primary

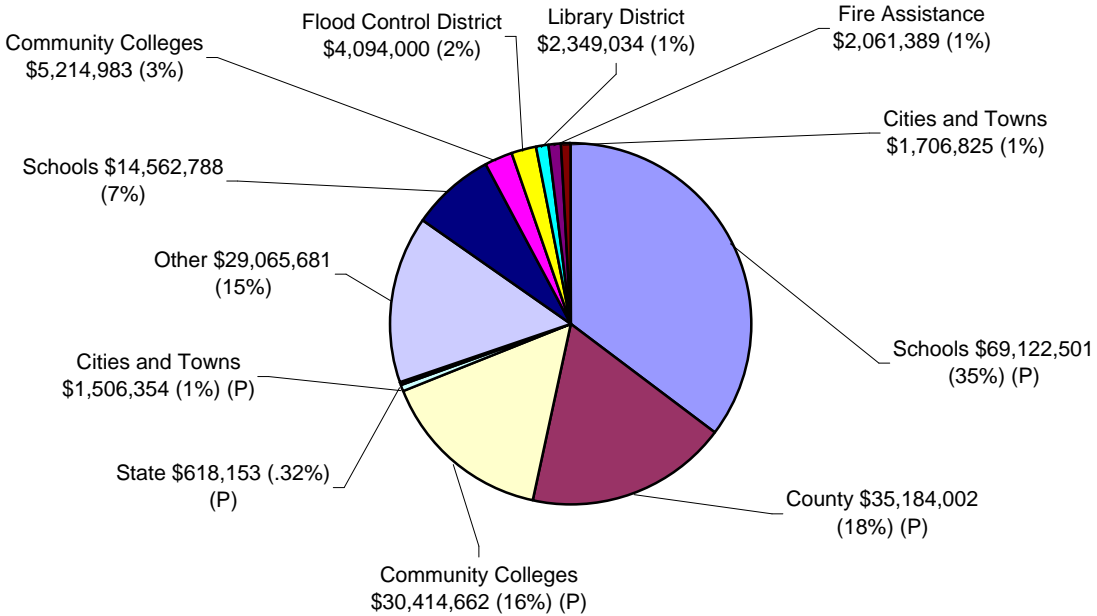
Schools	\$14,177,411	
County	\$9,259,136	26.61 % of total property tax

### Secondary

Schools	\$5,927,603
Other	\$3,519,112
Flood Control District	\$1,624,203
Fire Assistance	\$294,247

\*(P) denotes primary property tax; others are secondary property tax

## Yavapai County FY07 Property Tax



<b>Total Property Tax Levy</b>	<b>\$195,900,372</b>	
<b>Primary Levy</b>	<b>\$136,845,672</b>	<b>69.85 % of total property tax</b>
<b>Secondary Levy</b>	<b>\$59,054,700</b>	<b>30.15 % of total property tax</b>

### Primary

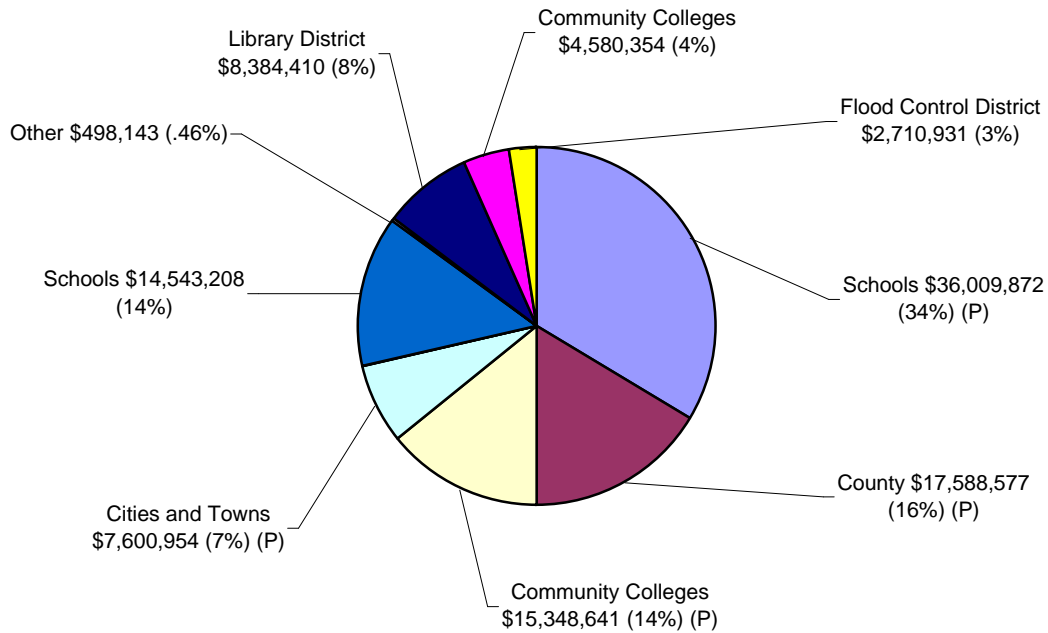
Schools	\$69,122,501	
County	\$35,184,002	17.96 % of total property tax
Community Colleges	\$30,414,662	
Cities and Towns	\$1,506,354	
State	\$618,153	

### Secondary

Other	\$29,065,681
Schools	\$14,562,788
Community Colleges	\$5,214,983
Flood Control District	\$4,094,000
Library District	\$2,349,034
Fire Assistance	\$2,061,389
Cities and Towns	\$1,706,825

\*(P) denotes primary property tax; others are secondary property tax

## Yuma County FY07 Property Tax



<b>Total Property Tax Levy</b>	<b>\$107,265,090</b>	
<b>Primary Levy</b>	<b>\$76,548,044</b>	<b>71.36 % of total property tax</b>
<b>Secondary Levy</b>	<b>\$30,717,046</b>	<b>28.64 % of total property tax</b>

### Primary

Schools	\$36,009,872	
County	\$17,588,577	16.40 % of total property tax
Community Colleges	\$15,348,641	
Cities and Towns	\$7,600,954	

### Secondary

Schools	\$14,543,208
Other	\$498,143
Library District	\$8,384,410
Community Colleges	\$4,580,354
Flood Control District	\$2,710,931

\*(P) denotes primary property tax; others are secondary property tax